

Balcony Systems

Ironmongery

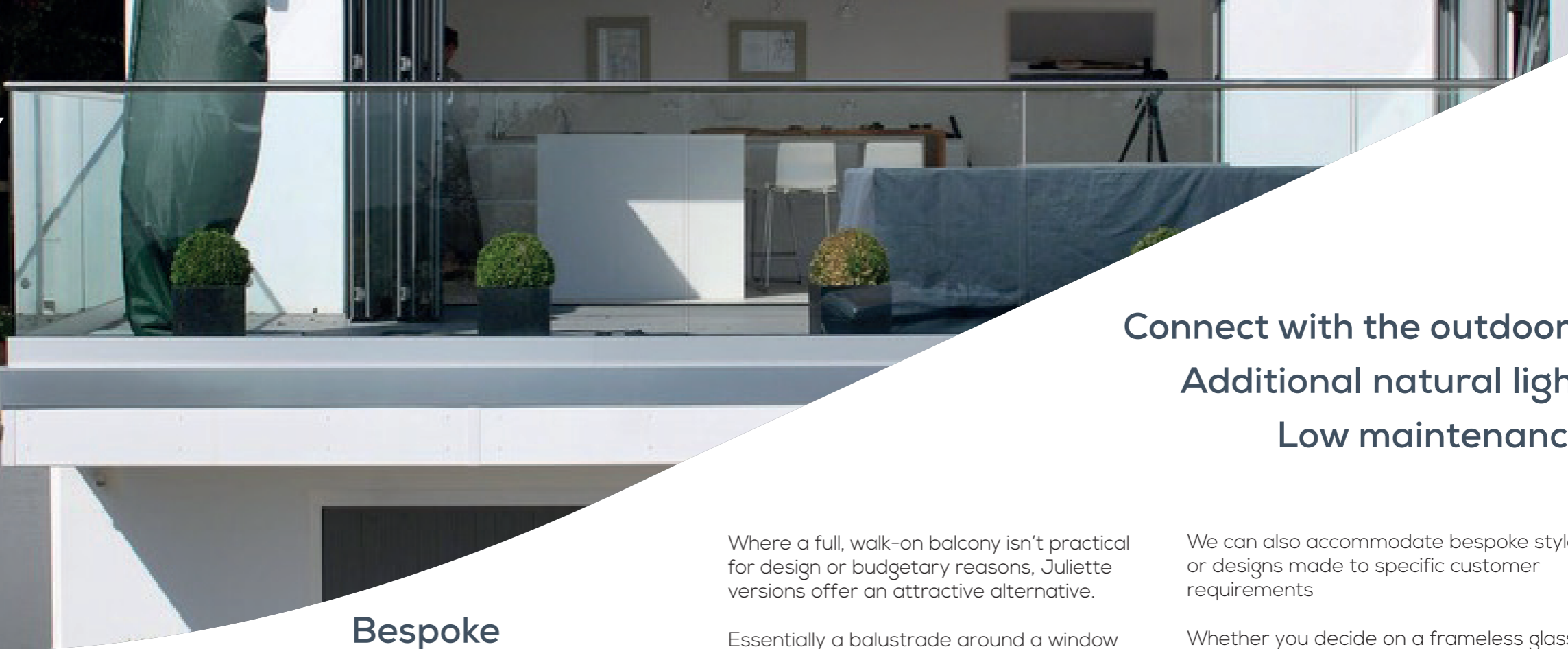
Doorsets

Access Control

Door Automation

Handrail & Balustrade

BALCONY SYSTEMS



Connect with the outdoors
Additional natural light
Low maintenance

Bespoke Contemporary High quality

The right kind of balcony and balustrade combination can be used to great architectural effect. Glass balcony systems are becoming the preferred choice for many developers, providing clear, unobstructed views, plus the perception of “added value”.

Enhancing the external aesthetics of residential apartments and individual houses, our well-designed systems are available in a range of high quality materials including structural glass and stainless steel.

Structural glass solutions offer simplicity and open uninterrupted views, maximising space for apartment balconies and garden terraces.

Supplied with or without a top rail, our bespoke balcony systems are designed to enhance the exterior elevations of buildings, giving a contemporary and luxurious feel to a development.

Where a full, walk-on balcony isn't practical for design or budgetary reasons, Juliette versions offer an attractive alternative.

Essentially a balustrade around a window or door opening, this type of balcony is still a very effective way of bringing an open, outdoor feel to an indoor space when a projecting structure isn't an option


Using glass panels – with or without a handrail – creates an elegant looking Juliette balcony with no railings or bars to obstruct the view.

We offer a range of standard size balcony systems which are available in a wide choice of materials and finishes.

We can also accommodate bespoke styles or designs made to specific customer requirements

Whether you decide on a frameless glass balustrade with laminated glass, a steel structure or a glass panel Juliette balcony, each individual element will be unique to the project.

All of our balcony systems can be installed throughout the UK by our own installation team, or by a builder of your choice.



BALCONY SYSTEMS

Why Choose Lloyd Worrall?

Innovative balcony solutions


Developments are being driven by the need to provide solutions that are architecturally distinctive and which make it simpler and more cost-effective to achieve the highest standards of design and performance.

When it comes to new residential developments, living space is at an increasing premium, particularly in urban areas, and finding innovative ways to make the most of the space available is a high priority for architects and developers.

Just as important as the high standard of design is the importance of involving the right balcony provider.

Lloyd Worrall provide technical advice and personal service from the start, resulting in greater flexibility in aesthetic design, and minimising time and risks to costs on site.

- 1** All balcony solutions are made to measure and feature high quality steels, glass and components across the range.
- 2** All systems are tailormade to exact measurements, eliminating the need for on-site cutting and welding. As a result, installations are quick, clean and less noisy.
- 3** Our experienced team provide a full service which includes site survey, design drawings, manufacture, installation and high levels of project support on every project.
- 4** The health and safety of residents and homeowners is of paramount importance and our systems conform to all current legislation and UK Building Regulations.



Contact Us

Lloyd Worrall Solutions Office

E: enquiries@lloydworrall.co.uk
T: 01902 866 564

Lloyd Worrall, Bizspace, Planetary
Business Centre, Planetary Road,
Willenhall, WV13 3SW

Lloyd Worrall Manchester

E: manchester@lloydworrall.co.uk
T: 0161 886 2740

Lloyd Worrall, Unit 25, Longwood Road,
Trafford Park, Manchester, M17 1PZ

Lloyd Worrall Milton Keynes

E: miltonkeynes@lloydworrall.co.uk
T: 01908 622 650

Lloyd Worrall, Unit 2, Bilton Road,
Bletchley, Milton Keynes, MK1 1HW

Lloyd Worrall Newcastle upon Tyne

E: newcastle@lloydworrall.co.uk
T: 0191 226 0888

Lloyd Worrall, Units 13-15, Noble Street
Industrial Estate, off Scotswood Road,
Newcastle upon Tyne, NE4 7PD

Lloyd Worrall Sheffield

E: sheffield@lloydworrall.co.uk
T: 0114 244 3350

Lloyd Worrall, Unit 10, Attercliffe
Common Industrial Estate, Fell Road,
Sheffield, S9 2AL

Yannedis London

E: london@lloydworrall.co.uk
T: 0208 301 8320

Yannedis, Suite G9B, 9-11 Gunnery
Terrace, Royal Arsenal, London,
SE18 6SW

**Safe
Secure
Accessible**

Ironmongery

Doorsets

Access Control

Door Automation

Handrail & Balustrade