



Lloyd Worrall

ARCHITECTURAL SOLUTIONS

Architectural Solutions an overview

Ironmongery

Doorsets

Access Control

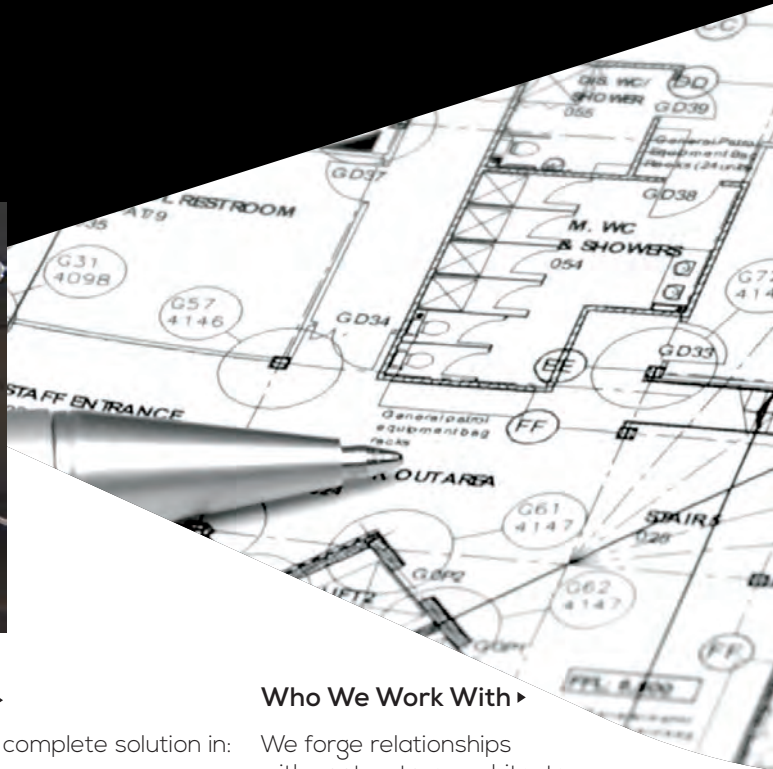
Door Automation

Handrail & Balustrade

 lloydworrall.co.uk

**Safe
Secure
Accessible**

Who We Are



Who We Are ▶

Lloyd Worrall is a premier architectural solutions provider to the commercial, education, health, retail, leisure, accommodation and housing sectors of the construction industry through consultation, specification and end-user interaction.

Lloyd Worrall is part of Huws Gray Group and comprises four regional trading branches located in Manchester, Milton Keynes, Newcastle upon Tyne and Sheffield, together with a solutions office in Willenhall.

As a full member of the Guild of Architectural Ironmongers (GAI) we have a number of team members who hold the GAI Diploma, which provides our customers with peace of mind knowing that all specifications are being created and checked by professionals who are up-to-date with current European and British standards relating to the specification and use of architectural solutions.

Our goal is to ensure that we always deliver solutions that promote safe, secure and accessible environments.

What We Do ▶

We provide the complete solution in:

- **Architectural ironmongery**
- **High performance commercial doorsets**
- **Access control and door automation**
- **Modular handrail and balustrade systems**
- **Accessibility and sanitary solutions**

Our longstanding relationships with customers and manufacturers help us develop and shape our architectural solutions to offer you a comprehensive offering of industry leading products and services.

Our services include:

- Full scheduling service
- Technical support and guidance
- Project management support
- Product sample boards and illustrations
- Installation of access control and automatic door solutions
- Installation of handrail and balustrade
- Doorset BIM objects with selectable ironmongery sets

Who We Work With ▶

We forge relationships with contractors, architects, specifiers, and end-users to provide the very best advice, specification and service.

We'll assist you in creating the building you want, safe in the knowledge that our solutions are tested to current standards, certified and perform.

Lloyd Worrall will support you in determining the most appropriate specification for your construction project, delivering solutions which promote a safe, secure and accessible environment.

Providing Solutions architectural ironmongery



Lloyd Worrall has been supplying the building industry with its architectural hardware requirements since 1946. Established in 1946 and working from premises in Tebworth, Bedfordshire, Lloyd Worrall has grown to be one of the largest architectural ironmongers in the UK.

Door hardware is a critical element that provides access, privacy, security and egress within buildings. The selection, application and specification of door hardware will make a strong contribution to a developments success.

Our experience in this field, coupled with partnering with leading international manufacturers has resulted in a comprehensive portfolio of carefully selected ironmongery products that are both durable and fit for purpose, ensuring that all relevant performance standards are adhered to including BS8300, ADM, BS EN, Certifire, UKCA and CE Mark.

Our ironmongery offer includes an extensive range of commercial and residential hardware, a comprehensive anti-ligature range and a full range of interior and exterior wayfinding signage.

As a full member of the Guild of Architectural Ironmongers, our technical staff undertake the Guild's education and training programme and are fully conversant with current British standards relating to the specification and use of architectural hardware.

We offer a full scheduling service dedicated to architects, interior designers and building contractors for all products and ranges of architectural ironmongery.

We have experience in sourcing and supplying restoration ironmongery, including matching new ironmongery to original designs.

We work with a network of skilled craftsman to ensure attention to detail to both recreate the past whilst ensuring the ironmongery meets with current regulations.


We also offer a bespoke design service, supplying unique and tailor-made ironmongery packages.

Lloyd Worrall is committed to delivering continuity, convenience and security of hardware throughout the building, regardless of the size or location of the project.



**Safe
Secure
Accessible**

Providing Solutions commercial doorsets



Lloyd Worrall's integrated doorsets are designed to meet and exceed the most demanding performance requirements whilst maintaining superior quality, aesthetic, performance, and durability.

As a solutions based provider, Lloyd Worrall offers an extensive range of Interspec performance doorsets to suit various market sectors including health, education and commercial.

Our 'single source supply' offer is maintained and supported via our long term supply chain partners which enables Lloyd Worrall to provide a fully co-ordinated system to suit the needs of our customers.

Interspec Doorsets offer a comprehensive design, scheduling and project management support service in delivering to our customers a fully integrated package which includes Doors, Frames, Architrave, Glazing, Associated Glazed Screens,

Architectural Ironmongery and Access Control.

Our co-ordinated products ensure complete compatibility, which are designed to meet and exceed the most demanding performance requirements whilst maintaining its superior quality, aesthetics, performance and durability.

Factory preparation and installation of non-projecting ironmongery ensures accuracy is maintained under manufacturing systems control. This results in the regulatory compliance of the fire, smoke and the acoustic performance needed for all building and project types, ensuring that all products are fully certified.

All products within the Interspec range conform to the latest British Standards, European Standards as well as meeting current Building Regulations.

We have a generic doorset BIM library with 25 specifically designed BIM objects. Each object is COBie and IFC compatible and can be used to develop BIM Level 2 projects.


Our BIM objects offer a unique feature of user selectable ironmongery sets and can be downloaded directly from our website.



**Safe
Secure
Accessible**

 lloydworrall.co.uk

Providing Solutions access control



From single doorsets to fully integrated online multi-door and multi-user systems, our access control range incorporates advanced features and secure technologies. Lloyd Worrall can provide a simple, convenient yet comprehensive solution - without compromise.

Access control enables you to control who has access to your building. It allows a door to be secured from one or both sides, whilst permitting access only to authorised individuals, combined with the ability to grant, modify or deny access at any time.

Choosing a system which is right for your needs will depend on the premises, the business use and the number of people who will need access.

As security is an ever present challenge it is vital to control access into individual rooms and in some cases entire buildings, to protect the staff, the equipment, and other highly sensitive areas of your project.

We provide a comprehensive service for all your access control requirements, offering the building user friendly, practical systems that cater for any security requirement whilst meeting cost expectations.

We can design systems for single doorsets, to fully integrated on-line multi door and multi user systems, utilising the latest proximity reader technology. We are able to offer (supply and install) a range of access control products for every application from simple stand-alone products, intelligent handle sets, to fully on-line systems with biometrics.

Our specialist technical consultants will provide a

comprehensive access audit schedule and co-ordinate your egress control, digital entry phone and automatic door operator systems.

From hospitals, schools and universities, hotels, and commercial enterprises, our access control range provides an ideal smart solution for anywhere there is a requirement to protect people, assets and property with a simple yet versatile access control solution.



Providing Solutions door automation



Our range of automatic swing and sliding door solutions can be seamlessly integrated with our access and ironmongery solutions, providing effortless and convenient access to your building. As well as supply, we also offer installation of our door automation systems utilising our ADSA approved engineers.

Automatic doors provide a means of opening and closing doors without the need for physical effort. For many people who lack physical ability or who are encumbered by – for example shopping or push chairs – heavy manual doors can be a barrier to access.

The convenience of an automatic door is increasingly being recognised and appreciated by building owners and users alike.

From a designers point of view it is desirable that the form of any product does not compromise aesthetic considerations whilst still meeting the clients functional and environmental requirements.

Buildings require solutions that

ensure entrances are not only safe, secure and user-friendly but blend in with the design concept of the entrance zone.

Our solutions meet all of these objectives and can assist building owners in complying with the requirements of The Equality Act 2010 and guidelines within BS 8300:2009.

We offer a comprehensive range of automatic swing and sliding door solutions. In many cases these can be seamlessly integrated with our access control and hardware products, streamlining the specification process and providing simpler, easier to use systems for the end-user.

We offer supply and installation of automatic doors utilising our ADSA approved engineers.

All installations are carried out to comply with the recommendations of BS EN 16005 (safety in use of automatic doors for pedestrian use).



**Safe
Secure
Accessible**

Providing Solutions

handrail and balustrade



Our modular range of handrail and balustrade systems consist of glass, stainless steel, nylon (polyamide) and timber designs, and in addition include harmonious combinations of these materials.

Our modular system is designed to help architects, engineers, specifiers, builders, and contractors ensure that all commercial and public buildings satisfy the requirements of the Equality Act 2010 and applicable Building Regulations.

The system also complies with the guidance in Approved Document K in relation to guarding.

The modular range consists of polyamide, stainless steel and timber designs and harmonious combinations of these materials. Balustrade infill options include glass, HPL (high pressure laminate) and perforated panels.

Our Handrail and Balustrade Division offers a total supply and fix package for handrails and

balustrades from initial conception through to final installation.

The package includes:

- 1.** Technical advice from our fully qualified staff during preliminary design stages.
- 2.** The total package quotation can be produced from architects drawings, Bills of Quantities or by ourselves taking site dimensions.
- 3.** Preparation of specifications and Bills of Quantities if required.
- 4.** Schematic drawings for project in Autocad format.
- 5.** Site measurements taken by our contract engineers.
- 6.** CAD fabrication drawings produced for approval.

7. Site fixing programme agreed with contractor.

8. All materials are transported in stout packaging to provide protection during transportation to site.

9. Installation carried out nationally by our qualified installers, co-ordinated by our contracts division.

10. Designs and types of infill's to clients choice.

11. Handover checklist signed by our installer and contractor on completion.



Safe
Secure
Accessible

Contact Us

Lloyd Worrall Manchester

E: manchester@lloydworrall.co.uk
T: 0161 886 2740

Lloyd Worrall, Unit 25, Longwood
Road, Trafford Park, Manchester,
M17 1PZ

Lloyd Worrall Milton Keynes

E: miltonkeynes@lloydworrall.co.uk
T: 01908 622 650

Lloyd Worrall, Unit 2, Bilton Road,
Bletchley, Milton Keynes, MK1 1HW

Lloyd Worrall Newcastle upon Tyne

E: newcastle@lloydworrall.co.uk
T: 0191 226 0888

Lloyd Worrall, Units 13-15, Noble Street
Industrial Estate, off Scotswood Road,
Newcastle upon Tyne, NE4 7PD

Lloyd Worrall Sheffield

E: sheffield@lloydworrall.co.uk
T: 0114 244 3350

Lloyd Worrall, Unit 5, Magna 34
Business Park, Temple Road,
Templeborough, S60 1DX

Willenhall

E: enquiries@lloydworrall.co.uk
T: 01902 866 564

Lloyd Worrall, Bizspace,
Planetary Business Centre
Planetary Road, Willenhall
WV13 3SW

**Safe
Secure
Accessible**

Ironmongery

Doorsets

Access Control

Door Automation

Handrail & Balustrade

 lloydworrall.co.uk